

HORIZONTAL BAND RESAW

Brings Highly Efficient Board and Slab Sawing and Splitting

FSH-11/FSH-12

Distinctive Features:

This Model comes with a stationary Caterpillar Drive Feed Table, and Bandmill Frame itself moves up/down, achieving setworks for the lumbers to be fed into. The boards and slabs can be fed in horizontally and thereby this machine is ideal for sawing these.

The main body is designed, based on the reputed FS type Bandmill of rugged cutting capability, while the columns supporting its frame are sturdy box type, which hold the rising/lowering frame in perfect balance. All other machine components beam in FUJI's ingenious technology.




■Dual Caterpillar Feed Mechanism
[Special Spec for FSH-12W]
Dual construction of wider caterpillar feed table can be adopted in this model as option, permitting simultaneous lumber feeding for higher productivity.




■Feed Mechanism
The Feed table is of caterpillar type, while triple independent rising/lowering saw rollers equipped in front and at rear of the saw hold down on lumber pressured for good feeding. Assures powerful, reliable and high precision sawing.



■Setwork Mechanism
Advanced digital display type setwork device is adopted as standard. Required dimensions can be easily and speedily obtained.



■Centralized Lubricating Mechanism
Vital lubricating points, like the sliding surface of caterpillars, columns and frame are automatically lubricated sufficiently, by a centralized lubricating system employing an electric pump.



FSH-11 Model

The photo shows sawwheels without covers to see construction clearer.

HORIZONTAL BAND RESAW

FSH-11/FSH-12

Standard Specifications

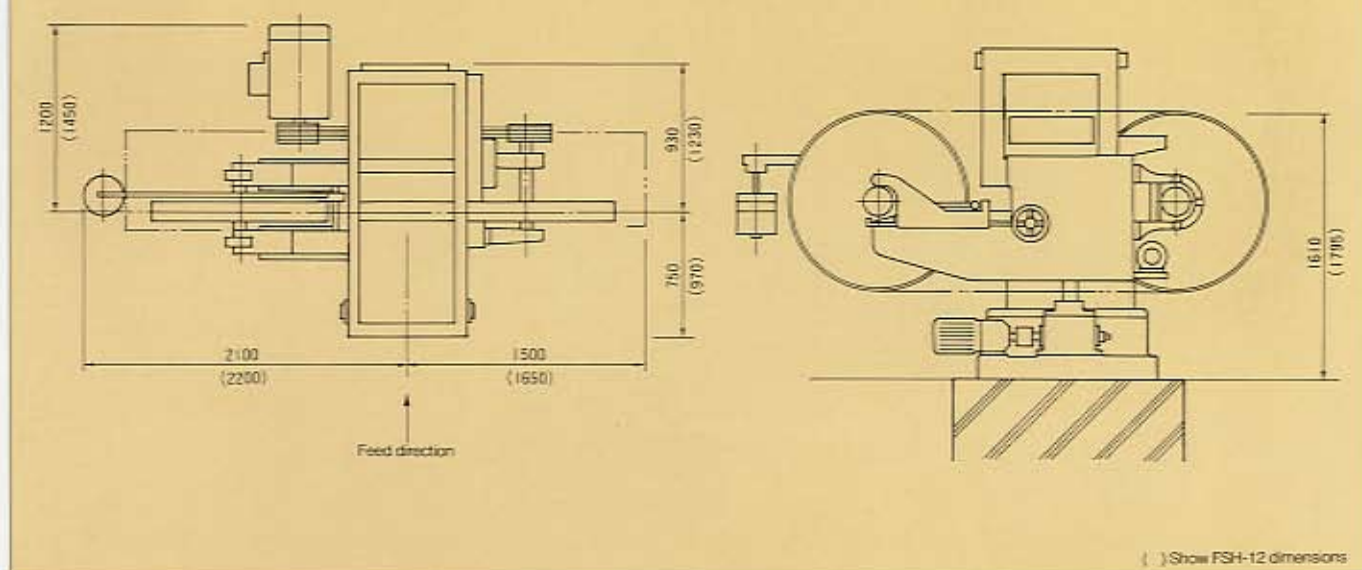
Item	FSH-11	FSH-12
Diameter x width of saw wheels	1,100 x 110mm	1,200 x 140mm
Size (W x H) of band saw used	127 x 7,250 ~ 7,400mm	152 x 7,700 ~ 8,000mm
Distance between bandsaw & catapillar	10 ~ 70mm	10 ~ 90mm
Width of caterpillar	500mm	
Max. width of board (slab)	500mm	
Thickness of board (slab)	10 ~ 200mm	
Feed speed	10 ~ 45m/min	
Setwork system	Digital display type (free setting)	
Feed pressure roller	Triple independent rising/lowering rollers x 2 sets	
Lubrication system	Central lubrication system with electric pump	
Motors : for saw drive (option)	22KW	37KW
: for saw tension	0.75KW	1.5KW
: for feed	1.5KW	2.2KW
: for setworks	2.2KW	2.2KW
Net Weight (approx.)	4,900kgs	5,900kgs

*Saw wheel safety cover included as standard accessories.

*Air compressor is option.

Sketch of Dimensions

FSH-11



*The design and specifications are subject to change without advance notice.



FUJI SEISAKUSHO, LTD.

'11-11, Sugizaki-cho, Numazu-shi, Shizuoka, 410 Japan
 Phone: (0559) 21-2233 / Fax: (0559) 21-2239
 Telex: 3922-127 FUJINM J
 Branches: Osaka, Nagoya, Hiroshima, Kyushu, Morioka

DISTRIBUTOR